

Fireplaces to suit every home



Model Shown: Norseman Aura See page 7

**BARBEQUES
GALORE**

Warm up to Winter Living

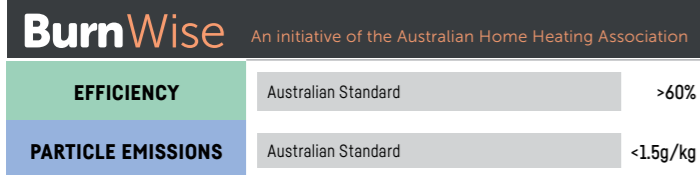
We've been transforming houses across the country into warm, comfy homes for over 30 years. So we understand that buying a wood heater can be a big decision.

Our heating experts are dedicated to helping you find the perfect heater to suit your needs. We have some of the cleanest burning models on the market — burning up to three times cleaner than the national standard for emissions — and all wood heaters come with a warranty of up to 15 years. Plus, our outstanding after-sales service makes sure you're never left in the cold.

Cleaner burning heaters are better for the environment

The national standard for emissions is 1.5g/kg. We're proud to share that our best wood heaters emit under 0.6g/kg.

Discover our cleaner heaters identified by the Burnwise Graph:



How to find the perfect heater for your home

Generally, wood heaters fall into two styles:

Freestanding

If you don't have an existing fireplace, a freestanding wood heater is ideal. It can create a cosy focal point for your living space, with very little structural work involved in the installation.

Built-In

Insert
If you do have an existing fireplace, it's easy to upgrade with our range of insert heaters.

Zero Clearance
If you don't have an existing fireplace, a Zero Clearance heater can be inserted into any blank wall with minimal structural impact.

Whether your choice is led by design or performance, there are several important factors to consider when choosing your wood heater:

Coverage	The size of the area the heater will warm
Heat Output	The amount of heat generated
Burn Time	How long the heater will take to burn one load of logs on low
Efficiency	How effectively the heater burns the wood
Emissions	The volume of waste emitted from the heater
Maximum Log Size	The largest log size that will fit in the heater
Construction	The thickness of the firebox
Firebox Size	The larger the firebox, the greater the coverage
Fan	The fan helps circulate heat

For more detailed specifications and installation information for each of our wood heaters, see pages 13-15.



Traditional Simplicity

Unassuming classics, homely and down to earth.

Model Shown: Saxon Merbau
See page 4



Rustic Charm

Hints of country chic styling for a cosy cottage feel.

Model Shown: Maxiheat Prime 150
See page 10



Modern Mainstream

Simple in design, suits almost any décor.

Model Shown: Austwood Lachlan
See page 6



What's your style?

Do you like that functional modern look, or prefer a touch of yesteryear charm?

Maybe you love clean minimalist lines or find homely and traditional is more your thing.

We have wood heaters in all styles and sizes, so have a look through and find your favourite.



Sleek Design

Sleek European style to compliment modern interiors.

Model Shown: Norseman Gen II
See page 7

Saxon

The NEW range of Saxon heaters is an evolution of the traditional style wood heater. This efficient and environmentally friendly range burns up to three times cleaner than the national standard for emissions.

On the inside, the SKAMOLEX™ baffle pushes the heat back into the fire for a cleaner, more efficient burn.

The time-delay fan starts 20 minutes after the heater door is closed, ensuring only hot air is being amplified into the room.

Built tough to last, the ceramic glass door is self-cleaning and the 8mm steel firebox eliminates the need for firebricks and comes with a **15 year firebox warranty**.



Blackwood with Wood Storage

SXBW22WSMB

875H x 691W x 566D

Coverage	up to 300m²	Max Log Size	410mm
Peak Heat Output	15.5kW	Construction	8mm
Burn Time	Up to 8hrs	Fire Box Size	0.08m³
Baffle	25mm thick Skamolex	Fan	3 speed time delay

BurnWise An initiative of the Australian Home Heating Association

EFFICIENCY	This model	67%
	Australian Standard	>60%
PARTICLE EMISSIONS	This model	0.5 g/kg
	Australian Standard	<1.5g/kg

SAXON

Merbau

SXMER22MB

800H x 626W x 516D

– Perfect for smaller spaces

Coverage	Up to 250m²	Max Log Size	380mm	Baffle	25mm thick Skamolex
Peak Heat Output	10.4kW	Construction	8mm thick steel	Fan	3 speed time delay
Burn Time	Up to 7hrs	Fire Box Size	0.07m³		

BurnWise An initiative of the Australian Home Heating Association

EFFICIENCY	This model	61%
	Australian Standard	>60%
PARTICLE EMISSIONS	This model	1.0g/kg
	Australian Standard	<1.5g/kg



Blackwood

SXBW22MB

875H x 691W x 566D

– Heats a large family home with ease

Coverage	Up to 300m²	Max Log Size	410mm	Baffle	25mm thick Skamolex
Peak Heat Output	15.5kW	Construction	8mm thick steel	Fan	3 speed time delay
Burn Time	Up to 8hrs	Fire Box Size	0.08m³		

BurnWise An initiative of the Australian Home Heating Association

EFFICIENCY	This model	67%
	Australian Standard	>60%
PARTICLE EMISSIONS	This model	0.5 g/kg
	Australian Standard	<1.5g/kg



Mahogany

SXMH22MB

920H x 766W x 616D

– Ideal for large space

Coverage	Up to 350m²	Max Log Size	460mm	Baffle	25mm thick Skamolex
Peak Heat Output	19.6kW	Construction	8mm thick steel	Fan	3 speed time delay
Burn Time	Up to 10hrs	Fire Box Size	0.1m³		

BurnWise An initiative of the Australian Home Heating Association

EFFICIENCY	This model	63%
	Australian Standard	>60%
PARTICLE EMISSIONS	This model	1.1g/kg
	Australian Standard	<1.5g/kg



Blackwood Insert

SXBWIN22MB

Fascia: 930W x 708H

– The perfect heater for medium sized spaces

– Zero Clearance compatible

Coverage	Up to 280m²	Max Log Size	410mm	Baffle	25mm thick Skamolex
Peak Heat Output	14.7kW	Construction	8mm thick steel	Fan	3 speed time delay
Burn Time	Up to 7.5hrs	Fire Box Size	0.08m³		

BurnWise An initiative of the Australian Home Heating Association

EFFICIENCY	This model	62%
	Australian Standard	>60%
PARTICLE EMISSIONS	This model	0.5g/kg
	Australian Standard	<1.5g/kg

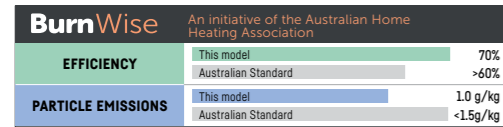


Cooper Insert

AWCO18MB

Fascia: 761W x 724H | Cabinet: 653H x 580W x 416D | Zero Clearance Box: 817H x 838W x 578D
 – Perfect for smaller spaces
 – Zero Clearance compatible

Coverage	Up to 180m²	Max Log Size	320mm	Baffle	25mm thick Skamolex
Peak Heat Output	9.7kW	Construction	6mm	Fan	3 speed push button
Burn Time	Up to 6hrs	Fire Box Size	0.04m³		

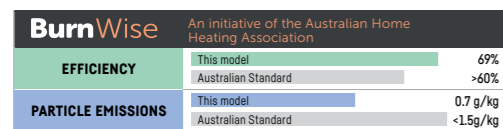


Cooper

AWCO18MB

836H x 609W x 508D
 – Perfect for smaller spaces

Coverage	Up to 200m²	Max Log Size	320mm	Baffle	25mm thick Skamolex
Peak Heat Output	12kW	Construction	6mm	Fan	3 speed push button
Burn Time	Up to 7hrs	Fire Box Size	0.04m³		

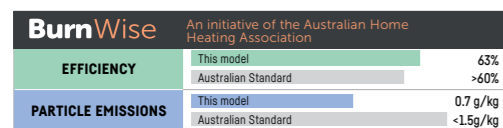


Murray Insert

AWMU18MB

Fascia: 921W x 824H | Cabinet: 753H x 740W x 466D | Zero Clearance Box: 817H x 838W x 578D
 – Heats a large family home with ease
 – Zero Clearance compatible

Coverage	Up to 300m²	Max Log Size	370mm	Baffle	25mm thick Skamolex
Peak Heat Output	16.6kW	Construction	6mm	Fan	3 speed push button
Burn Time	Up to 8hrs	Fire Box Size	0.1m³		

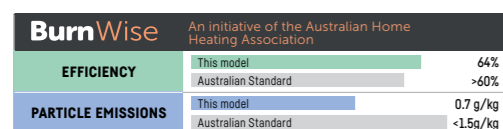


Murray

AWMU18MB

986H x 769W x 558D
 – Heats a large family home with ease

Coverage	Up to 320m²	Max Log Size	370mm	Baffle	25mm thick Skamolex
Peak Heat Output	16.6kW	Construction	6mm	Fan	3 speed push button
Burn Time	Up to 9.5hrs	Fire Box Size	0.1m³		



Austwood

Modern and sleek in design, the Austwood is sure to become the centrepiece in any home. Available in small, medium and large sizes in either freestanding or insert options, you'll find the Austwood heater to suit your space.

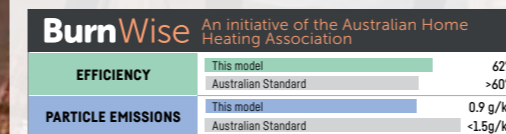
Includes a wide viewing glass to enjoy the fire from any position in the room, 3 speed fan with push button control and **10 year firebox warranty**.

Lachlan Insert

AWLA18MB

Fascia: 821W x 774H | Cabinet: 703H x 640W x 466D
 Zero Clearance Box: 817H x 838W x 578D
 – Perfect for medium sized spaces
 – Zero Clearance compatible

Coverage	up to 280m²	Max Log Size	370mm	Baffle	25mm thick Skamolex
Peak Heat Output	10.8kW	Construction	6mm	Fan	3 speed push button
Burn Time	Up to 7.5hrs	Fire Box Size	0.07m³		

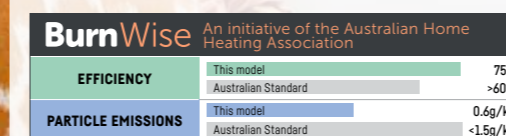


Lachlan

AWLA18MB

911H x 669W x 558D
 – Perfect for medium sized spaces

Coverage	up to 300m²	Max Log Size	370mm	Baffle	25mm thick Skamolex
Peak Heat Output	12.3kW	Construction	6mm	Fan	3 speed push button
Burn Time	Up to 8.5hrs	Fire Box Size	0.07m³		



Forester

GHF16K
785H x 560W x 525D
– Perfect for smaller spaces

Coverage	Up to 180m²	Max Log Size	370mm	Baffle	8mm thick steel
Peak Heat Output	13.3kW	Construction	6mm		
Burn Time	Up to 7.5hrs	Fire Box Size	0.06m³		

BurnWise An initiative of the Australian Home Heating Association		
EFFICIENCY	This model	69%
	Australian Standard	>60%
PARTICLE EMISSIONS	This model	1.2 g/kg
	Australian Standard	<1.5g/kg



Nevada MKII

GHNV19K
790H x 677W x 532D
– Ideal for small to medium spaces

Coverage	Up to 200m²	Max Log Size	320mm	Baffle	8mm thick steel
Peak Heat Output	10.9kW	Construction	6mm	Fan	3 speed factory fitted
Burn Time	Up to 8hrs	Fire Box Size	0.06m³		

BurnWise An initiative of the Australian Home Heating Association		
EFFICIENCY	This model	72%
	Australian Standard	>60%
PARTICLE EMISSIONS	This model	1.0 g/kg
	Australian Standard	<1.5g/kg



Legend MKII

GHLE19K
840H x 737W x 582D
– Perfect for large spaces

Coverage	Up to 300m²	Max Log Size	370mm	Baffle	8mm thick steel
Peak Heat Output	17.3kW	Construction	6mm	Fan	3 speed factory fitted
Burn Time	Up to 8.5hrs	Fire Box Size	0.08m³		

BurnWise An initiative of the Australian Home Heating Association		
EFFICIENCY	This model	76%
	Australian Standard	>60%
PARTICLE EMISSIONS	This model	0.7g/kg
	Australian Standard	<1.5g/kg



Gen II

GHGEN2KITL/P
653H x 628W x 478D
– Customise with either a leg (as pictured) or pedestal base

Coverage	Up to 200m²	Max Log Size	270mm	Baffle	8mm thick steel
Peak Heat Output	11.4kW	Construction	6mm	Fan	3 speed factory fitted
Burn Time	Up to 8hrs	Fire Box Size	0.04m³		

BurnWise An initiative of the Australian Home Heating Association		
EFFICIENCY	This model	63%
	Australian Standard	>60%
PARTICLE EMISSIONS	This model	1.0g/kg
	Australian Standard	<1.5g/kg



Norseman



Aura Insert

GHRAUR17K
Fascia 591H x 1021W
Cabinet 651Hx1071WX550D
– 10 year firebox warranty
– Lined with SKAMOLEX™ for optimum efficiency

Coverage	Up to 280m²	Max Log Size	300-700mm	Construction	5mm
Peak Heat Output	10.9kW	Burn Time	Up to 8hrs	Fire Box Size	0.06m³
Baffle	25mm thick Skamolex	Fan	2x single barrel 3 speed fans		
Includes Zero Clearance Box					

BurnWise An initiative of the Australian Home Heating Association		
EFFICIENCY	This model	60%
	Australian Standard	>60%
PARTICLE EMISSIONS	This model	0.7 g/kg
	Australian Standard	<1.5g/kg

Aura with Bench

GHRAUR17K
Heater 465H x 981W x 496D
Bench 31H x 1190W x 496D
– 10 year firebox warranty
– Lined with SKAMOLEX™ for optimum efficiency

Coverage	Up to 300m²	Max Log Size	330-700mm
Peak Heat Output	14.9kW	Construction	5mm
Burn Time	Up to 8.5hrs	Fire Box Size	0.06m³
Baffle	25mm thick Skamolex	Fan	2x single barrel 3 speed fans

BurnWise An initiative of the Australian Home Heating Association		
EFFICIENCY	This model	67%
	Australian Standard	>60%
PARTICLE EMISSIONS	This model	0.7 g/kg
	Australian Standard	<1.5g/kg



Maxiheat

Add warmth to your home with our value range of Maxiheat wood heaters.

This quality range includes both freestanding and insert models.

Add a focal point to your living space with our Prime 150 with its rustic charm or update an existing fire place with the traditional look of the Nomad insert.



BurnWise An initiative of the Australian Home Heating Association

EFFICIENCY	This model	66%
	Australian Standard	>60%
PARTICLE EMISSIONS	This model	0.95 g/kg
	Australian Standard	<1.5g/kg

Nomad Insert

MXNOI19K
 FASCIA: 675H x 815W mm
 Zero Clearance Box: 817H x 838W x 578D
 Zero Clearance compatible
 CABINET: 599H x 645W x 449D mm
 – 10 year firebox warranty

Coverage	up to 280m²	Construction	6mm
Peak Heat Output	13kW	Fire Box Size	0.1m³
Burn Time	Up to 7hrs	Max Log Size	370mm
Baffle	8mm steel	Fan	3 speed fan

Prime 150

MXPRM150
 649H x 548D x 595W mm
 – Radiant heater
 – 5 year firebox warranty

Coverage	Up to 150m²	Max Log Size	370mm	Baffle	8mm thick steel
Peak Heat Output	16.5kW	Construction	6mm		
Burn Time	Up to 6hrs	Fire Box Size	0.06m³		

BurnWise An initiative of the Australian Home Heating Association

EFFICIENCY	This model	69%
	Australian Standard	>60%
PARTICLE EMISSIONS	This model	1.2 g/kg
	Australian Standard	<1.5g/kg



Prime 200C

MXPRM200C
 720H x 587W x 495D mm
 – Convection heater
 – 10 year firebox warranty

Coverage	Up to 200m²	Max Log Size	370mm	Baffle	8mm steel
Peak Heat Output	11.0kW	Construction	5mm	Fan	3 speed factory fan
Burn Time	Up to 7hrs	Fire Box Size	0.06m³		

BurnWise An initiative of the Australian Home Heating Association

EFFICIENCY	This model	64%
	Australian Standard	>60%
PARTICLE EMISSIONS	This model	0.9 g/kg
	Australian Standard	<1.5g/kg



Geo

GE018MB
 722H x 960W x 496D
 – Landscape heater
 – 10 year firebox warranty

Coverage	Up to 250m²	Max Log Size	295mm	Baffle	25mm thick Skamolex
Peak Heat Output	14.3kW	Construction	5mm		
Burn Time	Up to 7hrs	Fire Box Size	0.06m³		

BurnWise An initiative of the Australian Home Heating Association

EFFICIENCY	This model	63%
	Australian Standard	>60%
PARTICLE EMISSIONS	This model	0.5g/kg
	Australian Standard	<1.5g/kg



Modena

MXMOD20MB
 1102H x 608W x 449D
 – Radiant heater
 – 10 year firebox warranty

Coverage	Up to 180m²	Max Log Size	295mm	Baffle	25mm thick Skamolex
Peak Heat Output	10.3kW	Construction	6mm		
Burn Time	Up to 6hrs	Fire Box Size	0.06m³		

BurnWise An initiative of the Australian Home Heating Association

EFFICIENCY	This model	73%
	Australian Standard	>60%
PARTICLE EMISSIONS	This model	1.3g/kg
	Australian Standard	<1.5g/kg



Accessories

Childguards

Standard freestanding childguard bars (Shown)
 Standard 110W x 110D x 80H cm
 Large 125W x 125D x 80H cm
 Available in bars or mesh

Also available:
Corner childguard
 79W x 75D x 80H cm
 Available in bars or mesh

Insert childguard
 125W x 30D x 80H cm
 Available in mesh



Hearths



Tiled Hearth

MXTH1BLK2/GRY/WGB
 1 x 1m | 1.2 x 1.2 x 0.02m
 Available in Gloss Black, Matt Grey or Wood Grain Brown




Tiled Insert Hearth

MXTHINSBLK/GRY
 1.2 x 0.6 x 0.056m
 Available in Gloss Black, Matt Grey




Tiled Corner Hearth

MXTH12BLK2/GRY/WGB
 1.2 x 1.2 x 0.02m
 Available in Gloss Black, Matt Grey or Wood Grain Brown



Tiled Square Hearth

MXTHSQ12BLK/GRY
 1.2 x 1.2 x .04m
 Available in Gloss Black, Matt Grey



Full Slab Hearth With Chamfered Edge

1.2 x 1.2 x 0.02m
 Available in Gloss Black composite stone



Tool Sets and Fire Rug



Wool Fire Rug

FIRERUGWOOLELG



A. 4 Piece Toolset

FTS020B

B. Maxiheat 4 Piece Toolset With Stainless Steel Handles And Stand

MXFT11SG

C. 4 Piece Toolset With Wood Handles

FTS104B

Cleaning and Accessories



Fire Brush Cleaning Kit With Extensions

BSWPP06



Heatproof Leather Fire Gloves

MXFG2



Maxiheat Wood Tote


MXWOODTOTE

Log Holders



Curved Log Holder

MXFD105B
 35H x 38W x 35D cm



Two Tier Log Holder With 4 Piece Toolset

BG0FF99BL
 55H x 73W x 45D cm



Ring Log Holder

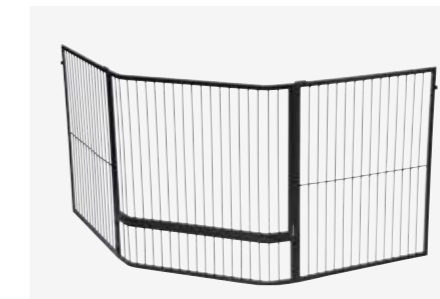
MXWOODRINGLG
 100cm diameter

Child Guards & Firescreens



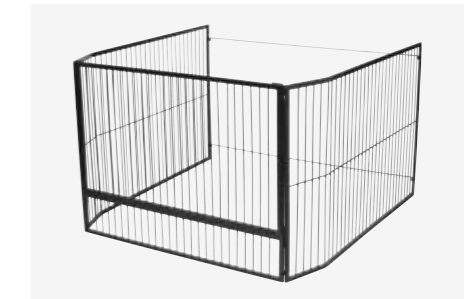
Maxiheat Insert Child Guard

MXMCGINB
 Available in mesh



Maxiheat Corner Child Guard

MXOFGTCNR / MXMCGCNR
 Available in bars or mesh



Maxiheat Freestanding Child Guard

MXOFGTCNR / MXMCGCNR
 Available in bars or mesh



Maxiheat 3 Panel Curved Firescreen

MXFS65752



Maxiheat 3 Panel Firescreen

MXFP3NP



Maxiheat 4 Panel Firescreen

MXFS4B

Installation

There are several important factors to consider when you're planning to install a wood heater:

- Heater installation dimensions
- Hearth clearances
- The position of the heater
- The installation of the flue system, and where the flue will exit the roof, as it must be sealed

It's important to use a qualified professional for installation as they can offer valuable advice and insights as well as identify any potential problems.

Always refer to instruction manual or website (www.barbequesgalore.com.au) for additional information, including minimal clearances and hearth specifications.



Model shown: Austwood Lachlan Insert

Brand	Model	Bottom of heater above the floor (mm)	CLEARANCES (mm)					Rear of Fascia to flue centre	Top Clearance to Mantle from top of fascia	Side Clearance to Mantle from side of fascia
			Maxiheat Insert Hearth (MXTHINSGRY/BLK) or equivalent 600D x 1045w x 56H (mm)	Masonry (Brick) Hearth	Floor Protector					
Saxon	Blackwood	0	✓				324	560	35	
		110	✓	✓ (400D X 930WX 110H)						
		200	✓	✓ (400D X 930WX 110H)	✓ (550D X 930w X 56H)					
		300	✓	✓ (300D X 930WX 110H)	✓ (300D X 930W X 15H)					
Austwood	Cooper	0	✓			268	726	30		
	Lachlan	0	✓			318	879	30		
	Murray	0	✓			318	926	30		
Maxiheat	Nomad	80	✓			301	600	50		
		110	✓	✓ (450D X 1045WX 110H)						
		200	✓	✓ (450D X 1045WX 110H)	✓ (500D X 1045WX 15H)					

Zero Clearance Heater

Maxiheat Zero Clearance Box

If you like the look of an insert fireplace but don't have an existing brick chimney, use the Maxiheat Zero Clearance box with any of our compatible insert heaters to achieve the same look.

No major structural work required!



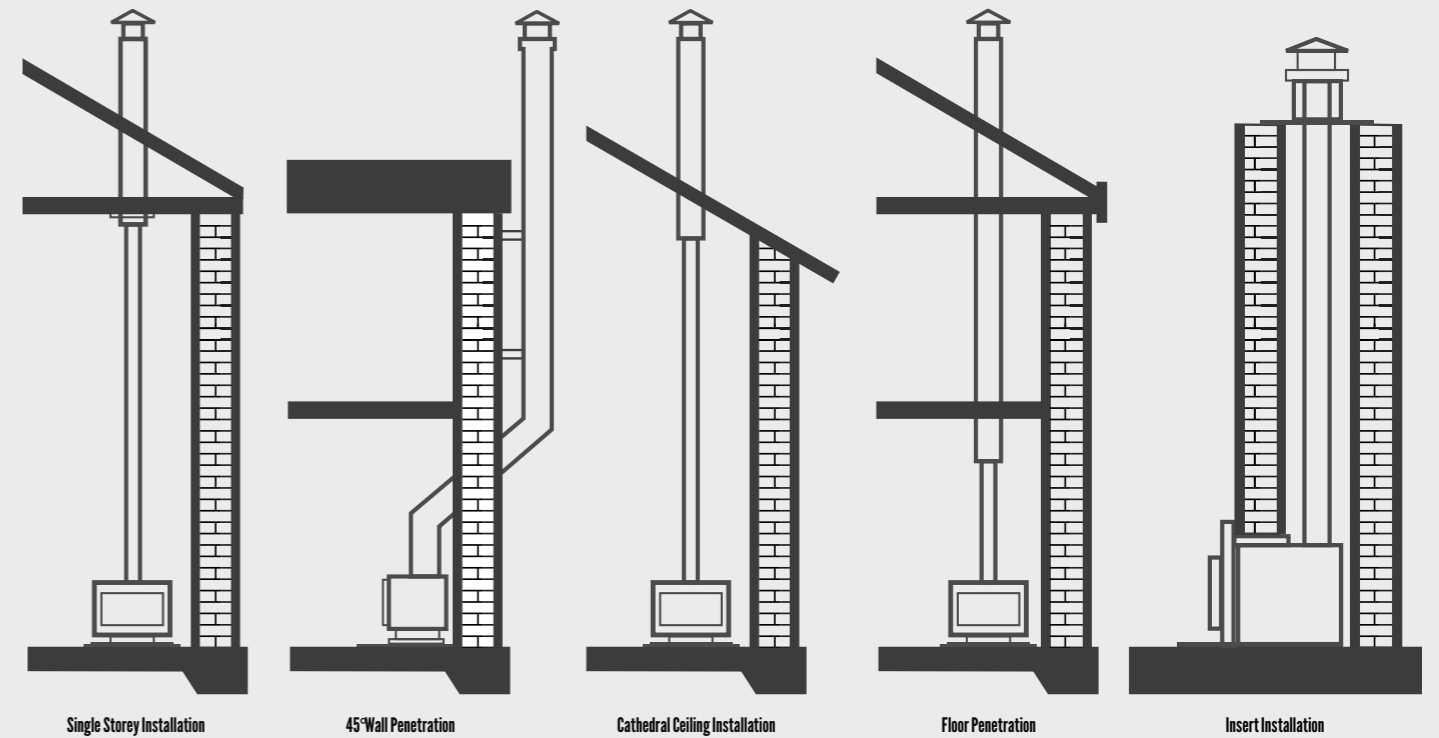
Air vents need openings of no less than 10,000mm² at the base and top of the zero clearance enclosure.



* Drawing is a guide only

Flue Installation

Below are the most common types of heater and flue installations.



Correct flue height

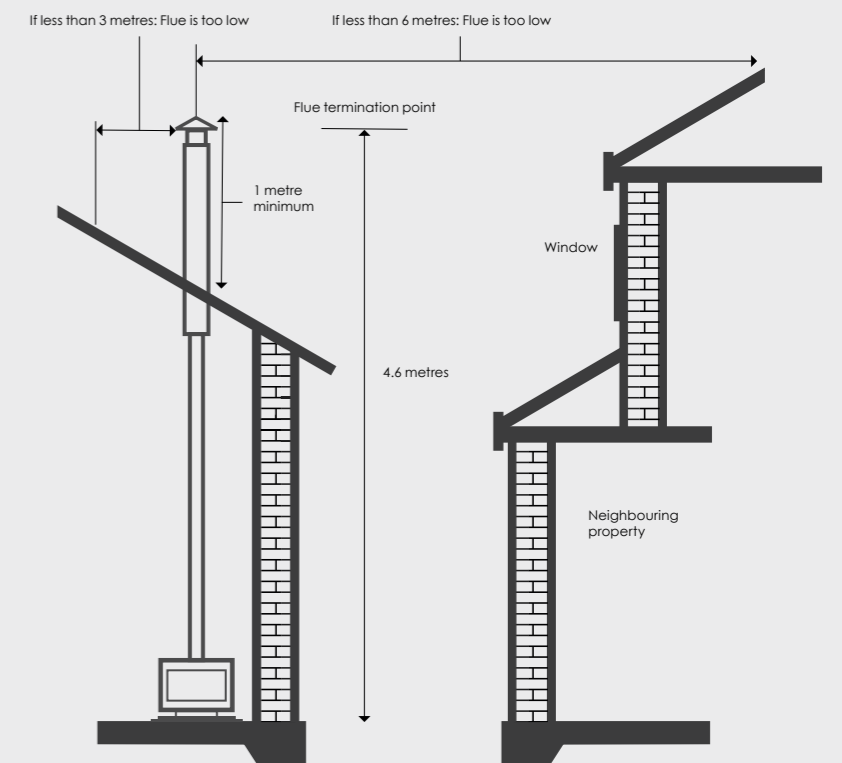
Most wood heater installations are completed trouble free.

But with some houses, simple extra measures need to be taken to ensure the flue is the correct height to avoid the hassle of downdrafts or smoke blowing into neighbouring properties.

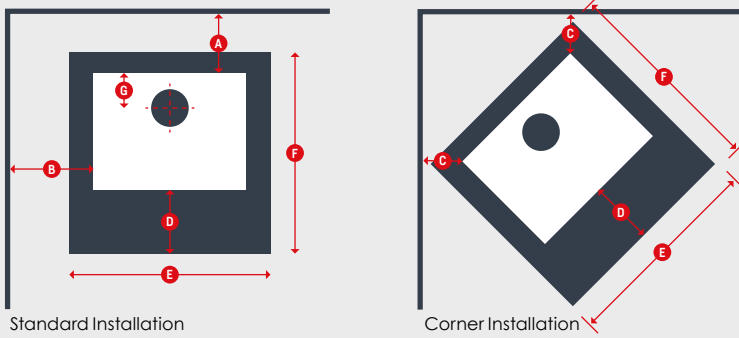
The minimum height for a wood heater installation is 4.6 metres from the bottom of the heater to the top of the flue.

Sometimes the flue will need to be extended because the flue must extend a minimum of one metre from where it exits the roof.

Keep in mind that all wood heater installations must meet the latest version of the Australian installation standards, AS/NZS 2918.



Freestander Clearance Specification



Brand	Model	Flue Configuration	Clearances (mm)				*Hearth Min. Dimensions (mm)		Rear to Centre Flue (mm)	**Recommended Maxiheat Hearth	
			Rear Wall	Side Wall	Corner	Hearth Front	Width	Depth			
			A	B	C	D	E	F			G
Saxon	Merbau	Maxiheat Decromesh Default Flue Kit with inner shield (MXFKDEC3MB + additional MXRSISS2)	150	300	50	300	860	790	183	MXTH1GRY2/BLK2	
		Maxiheat Non-Perforated Flue Kit with inner shield (MXFKSD3MB)	100	250	50	300	860	790			
	Blackwood (Pedestal and Wood Storage)	Maxiheat Decromesh Default Flue Kit with inner shield (MXFKDEC3MB + additional MXRSISS2)	100	300	50	300	840	925	183	MXTH1GRY2/BLK2	
		Maxiheat Non-Perforated Flue Kit with inner shield (MXFKSD3MB)	125	300	50	300	840	925			
	Mahogany	Maxiheat Decromesh Default Flue Kit with inner shield (MXFKDEC3MB + additional MXRSISS2)	125	400	50	300	1000	890	183	MXTH12GRY2/BLK2 or MXFSH12DBLK	
		Maxiheat Non-Perforated Flue Kit with inner shield (MXFKSD3MB)	125	400	50	300	1000	890			
Austwood	Cooper	Maxiheat Decromesh Default Flue Kit (MXFKDEC3MB)	100	200	50	300	875	807	182	MXTH1GRY/BLK2	
		Maxiheat Non-Perforated Flue Kit with inner shield (MXFKSD3MB)	70	150	10	300	875	807			
	Lachlan	Maxiheat Decromesh Default Flue Kit (MXFKDEC3MB)	50	300	50	300	935	832	182	MXTH1GRY/BLK2	
		Maxiheat Non-Perforated Flue Kit with inner shield (MXFKSD3MB)	70	240	50	300	935	832			
	Murray	Maxiheat Decromesh Default Flue Kit with OUTER heat shield (MXFKDEC3MB + additional MXRSOB2)	150	400	200	470	1035	1032	182	MXTH12GRY/BLK2 or MXFSH12DBLK	
		Maxiheat Non-Perforated Flue Kit with inner shield (MXFKSD3MB)	150	400	100	470	1035	1032			
Norseman	Forester	Maxiheat Standard Default Stainless Kit (MXFKT3SS)	475	800	525	300	850	850	175	MXTH12GRY/BLK2	
		Maxiheat Standard Default Stainless Flue Kit with single shield (MXFKT3SS + additional MXRSISS2)	250	800	525	300	850	850	175	MXTH12GRY/BLK2	
		Maxiheat Decromesh Default Flue Kit (MXFKDEC3K)	250	800	525	300	850	850	175	MXTH12GRY/BLK2	
		Maxiheat Standard Default Stainless Flue Kit with double shields (MXFKT3SS + additional MXRSISS2 & MXRSOB2 or MXFTK3K)	150	800	525	300	850	850	175	MXTH1GRY/BLK2	
	Gen II	Maxiheat Decromesh Flue Kit with inner shield (MXFKDEC3k + additional MXRSISS2)	130	350	55	Ped: 545 Legs: 600	910	1100	158	MXTH12GRY/BLK2	
		Maxiheat Standard Default Stainless Flue Kit with double shields (MXFKT3K)	50	375	205	Ped: 545 Legs: 600	910	1100	158	MXTH12GRY/BLK2	
	Nevada MKII	Maxiheat Non-Perforated Flue Kit with inner shield (MXFKSD3MB)	250	325	100	300	885	799	199	MXTH12GRY/BLK2	
		Maxiheat Decromesh Default Flue Kit with spigot shield (included with heater) (MXFKDEC3MB)	200	325	100	300	885	799	199	MXTH1GRY/BLK2	
		Maxiheat Standard Metallic Black Flue Kit with double shields (MXFTK3MB)	200	450	100	300	885	799	199	MXTH1GRY/BLK2	
	Legend MKII	Maxiheat Non-Perforated Flue Kit with inner shield (MXFKSD3MB)	250	325	100	300	945	849	199	MXTH12GRY/BLK2 or MXFSH12DBLK	
		Maxiheat Decromesh Default Flue Kit (MXFKDEC3MB)	200	325	100	300	945	849	199		
		Maxiheat Standard Metallic Black Flue Kit with double shields (MXFTK3MB)	200	325	70	300	945	849	199		
	Aura	Maxiheat Standard Metallic Black Flue Kit with double shields (MXFTK3MB)	200	300	25	400	1190	861	179	MXTHSQ12GRY/BLK2	
		Maxiheat Decromesh Default Flue Kit with inner & outer shields (MXFKDEC3MB + additional MXRSISS2 & MXRSOB2)	200	300	25	400	1190	861	179		
		Maxiheat Non-Perforated Flue Kit with inner & outer rear shield (MXFKSD3MB + additional MXRSOB2)	200	300	25	400	1190	861	179		
	Maxiheat	Modena	Maxiheat Standard Metallic Black Flue Kit (MXFKT3SS)	250	425	275	300	800	900	224	MXTH1GRY/BLK2
			Maxiheat Standard Metallic Black Flue Kit with double shields (MXFKT3MB)	75	400	100	300	800	900		
		Geo	Maxiheat Standard Metallic Black Flue Kit with double shields (MXFKT3MB)	250	350	150	400	1220	1220	177	MXTHSQ12GRY/BLK
Maxiheat Decromesh Metallic Black Flue Kit with inner and outer shields (MXFKDEC3MB + additional MXRSISS2 & MXRSOB2)			200	350	150	400	1220	1220			
Prime 200C		Maxiheat Standard Metallic Black Flue Kit with double shields (MXFKT3MB)	150	500	125	300	873	780	181	MXTH1GRY/BLK2	
		Maxiheat Decromesh Metallic Black Flue Kit (MXFKDEC3MB)	150	500	125	300	873	780			
Prime 150		Maxiheat Non-Perforated Flue Kit with inner shield (MXFKSD3MB)	100	400	125	300	873	780	151	MXTH12GRY/BLK2 or MXFSH12DBLK	
		Maxiheat Standard Metallic Black Flue Kit with double shields (MXFKT3MB)	350	700	475	385	830	870			
		Maxiheat Decromesh Metallic Black Flue Kit with inner shield (MXFKDEC3MB + additional MXRSISS2)	420	640	400	385	830	870			

All measurements are in mm unless otherwise stated. Refer to the individual product installation manual for final specifications.

Products available while stocks last. Check your local store for availability. Accessories, including flue kits, where pictured are not included and can be purchased as optional extras. Colour options are a representation only and may vary in store. We reserve the right to change specifications without notice. Price and product specification is correct at time of printing and may be subject to change without notice. Insert wood heaters are not zero clearance appliances, which means they must not be installed in timber stud walls or within an enclosure made of combustible materials. All insert heaters must be installed in a full masonry cavity, unless installed with a Zero Clearance box and to the latest version of AS/NZS 2918 specifications. Refer to the appliance installation manual for all clearances and procedures prior to installation. Zero clearance – details provided in this brochure regarding the installation of a zero clearance system are for information purposes only and should not be relied upon as full installation instructions. Heating performance may reduce as a result of vaulted ceilings, drafts, large glassed areas or poor insulation. Installation is not included and must be conducted by a qualified installer. Refer to your local Barbeques Galore for more information.